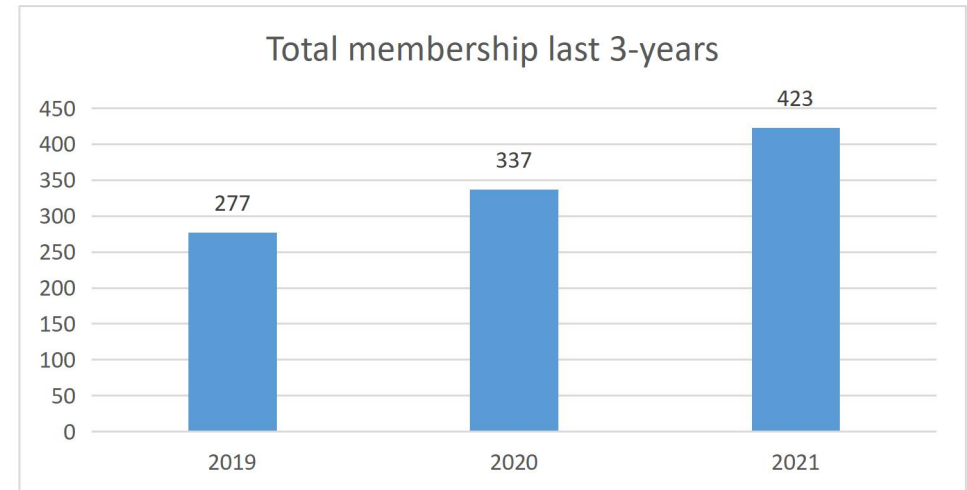


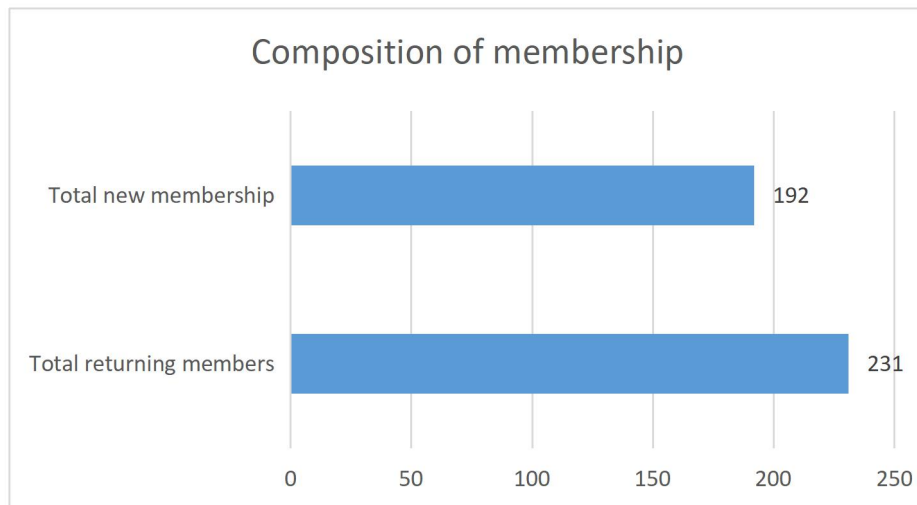
2021 Membership director's report



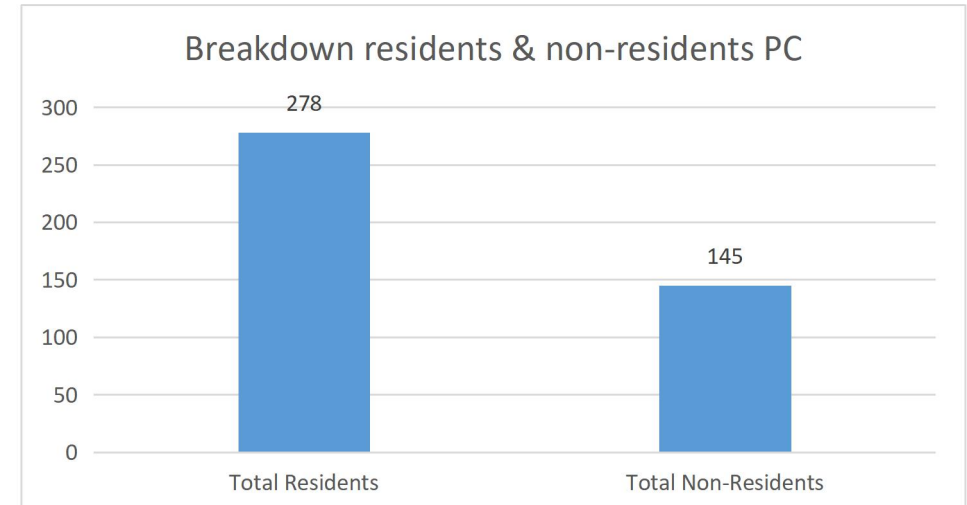
Note: 2021 juniors are low as they've been included in family category
219 for families (38 are PC families and 11 are non-resident families)
for a total of 49 families



Note: Our membership has increased by 25.5% from previous year 2020



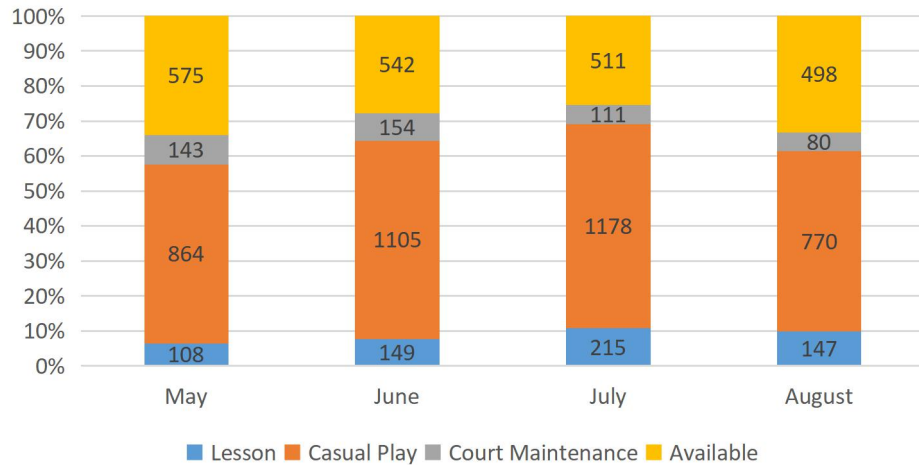
Note: 69% of 2020 membership returning
45% of 2021 is new membership



Note: 66% are PC residents versus 34% non-residents

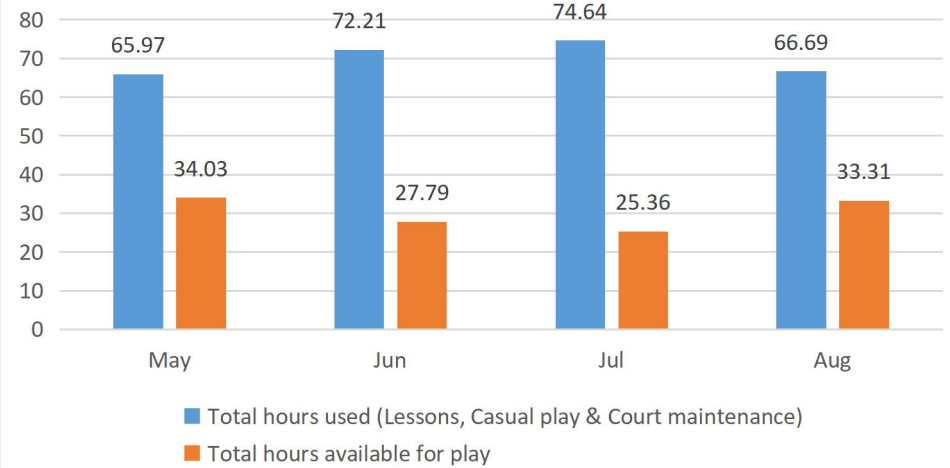
2021 Membership director's report

Total reservation hours per month



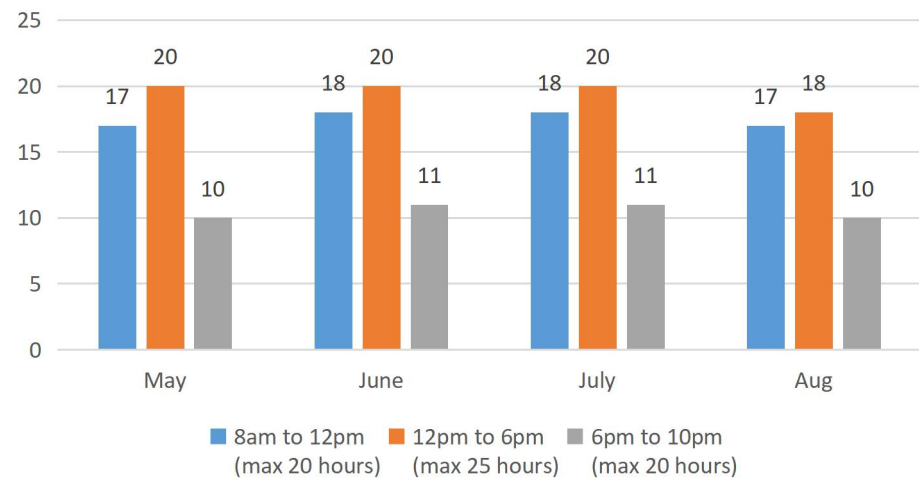
Note: Statistics from May 6, 2021 till August 23, 2021

% reservations & % available play



Note: Average 30 hours of available court time per month

Average reservation hours by time of day



Note: 11 time slots were at 100% (9 in mornings & 2 in afternoons)
15 no shows of which there was a minimum of 3 errors by users

	2019	2020	2021
Total membership	277	337	423
Junior 9-17	43	77	5
Family	52	56	219
Young adult 18-24	n/a	n/a	3
Adult 25-64	96	114	138
Senior	86	49	58
	2019	2020	2021
New members	56	96	192
Returning members	221	200	231
% representing new membership	20%	32%	45%
	2019	2020	2021
Pointe-Claire Residents	154	179	278
Non-residents Pointe-Claire	123	117	145
% of Pointe-Claire residents	56%	60%	66%
% of Non-residents of Pointe-Claire	44%	40%	34%